

# Study Island Cheat Sheet

1



Go to [www.loudoncounty.org](http://www.loudoncounty.org) and click on 'Subscriptions', then locate the 'Study Island' menu tab.

2



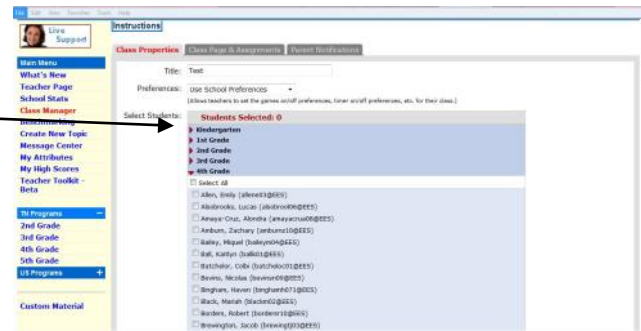
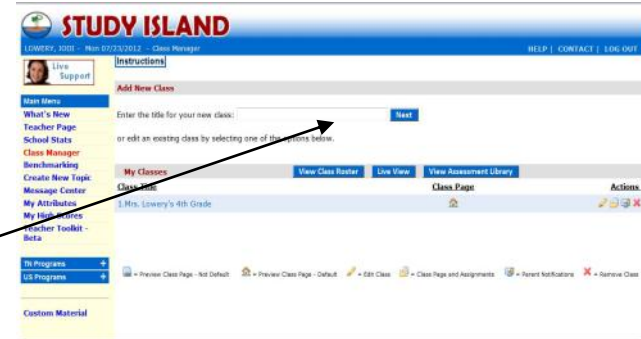
Log-in with your Study Island Log-In and Password.

Log-in: \_\_\_\_\_ PW: \_\_\_\_\_

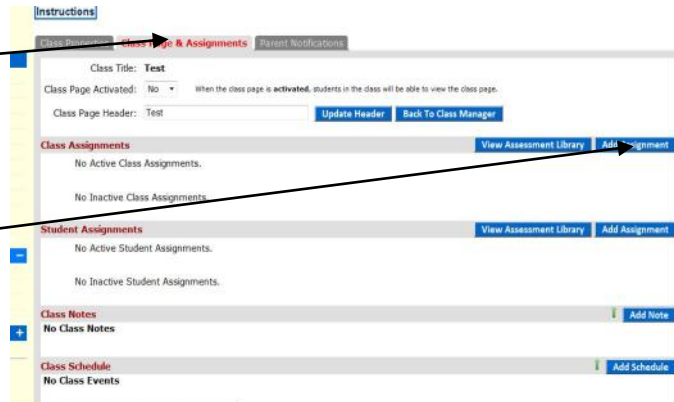
3

## Class & Assignment Set-Up

1. Go to "Class Manager" on the menu
2. Type in the name for your new class.
3. Click "Next"
4. Select Preferences
5. Select grade and students
6. Click "Save"
7. To view your class and assign lessons



and assessments, click the "Class Page & Assignments" tab.

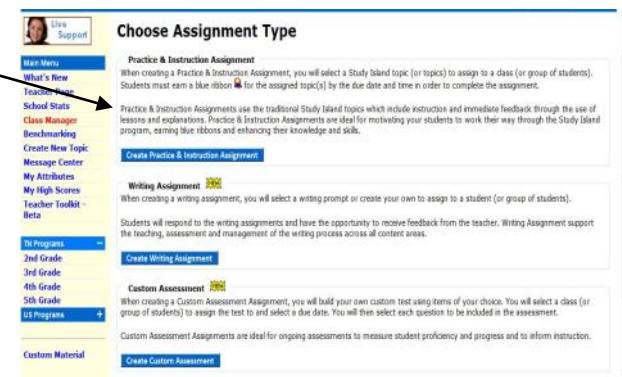
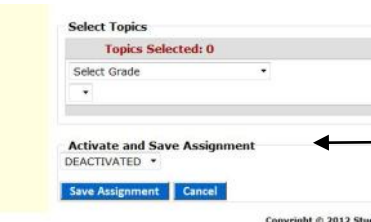
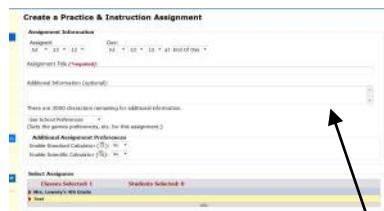


8. Click "Add Assignment" under "Class Assignments" for whole class, or "Student Assignments" for individual assignments or group assignments.

9. Choose your assessment type.

10. Complete assignment information.

11. You MUST 'Activate' the assignment to make it available for student use!



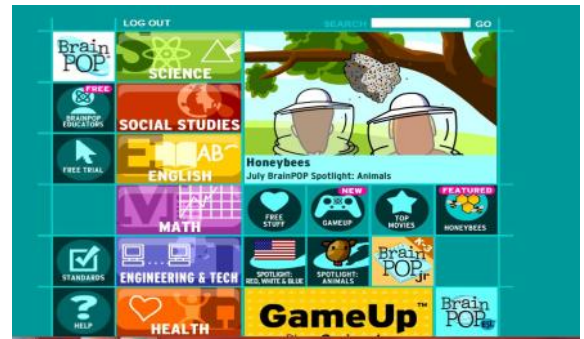
# BrainPop Cheat Sheet

1



Go to [www.loudoncounty.org](http://www.loudoncounty.org) and click on 'Subscriptions', then locate the 'BrainPop' tab. Or go to [www.brainpopjr.com](http://www.brainpopjr.com) to access BrainPop Jr.

2



Log-in to BrainPop using your school's assigned BrainPop username and password.

Username: \_\_\_\_\_ PW: \_\_\_\_\_

3



Select your category and sub-category, or select other options.

## BrainPop Resources

\*Link to using BrainPop with your Promethean Board and student response devices:

<http://www.prometheanplanet.com/en/resources/partner-resources/brainpop/brainpop.aspx>

\*Link to educator's resources on BrainPop.com:

[http://www.brainpop.com/educators/new\\_subscribers/](http://www.brainpop.com/educators/new_subscribers/)

\*Link to BrainPop Jr.:

[www.brainpopjr.com](http://www.brainpopjr.com)

\*Link to BrainPop Española:

•<http://esp.brainpop.com/>