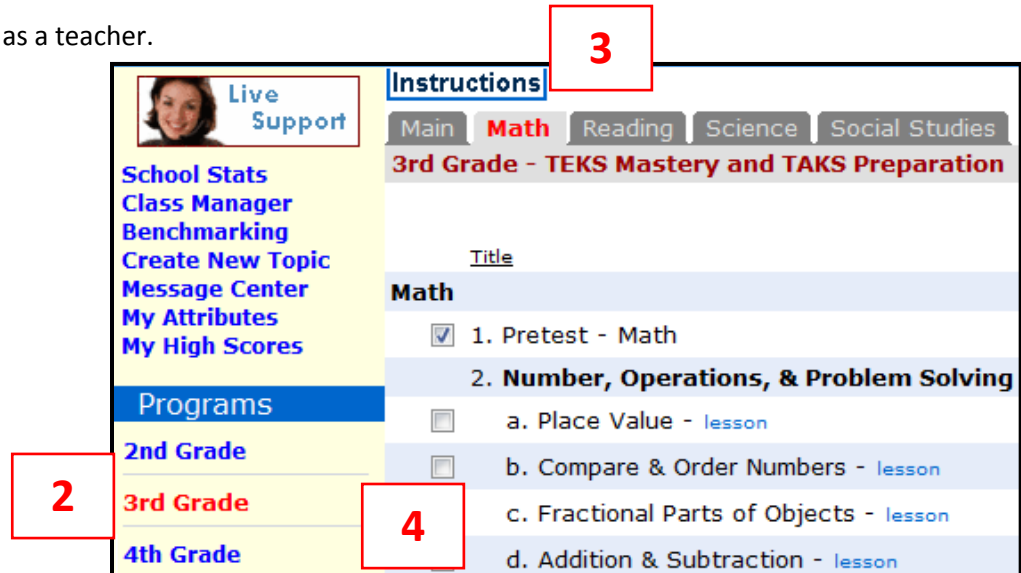




Using Promethean Clickers with Study Island

This document is designed to model how to utilize Promethean CRS clickers with Study Island. Make sure you have loaded the Promethean program on your computer prior to using with Study Island.

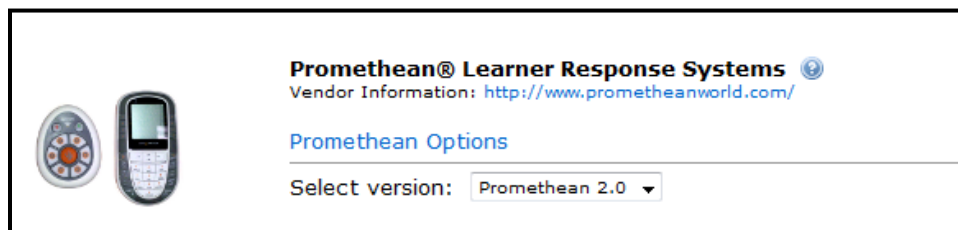
1. Log in to Study Island as a teacher.
2. Select a grade level
3. Select a subject
4. Select a topic.



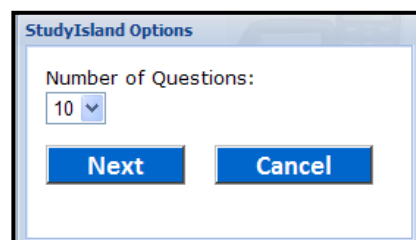
5. In the session options screen, select **Classroom Response Systems**.



6. Select **Promethean Learner Response Systems** and click **Next**.



7. Choose the number of questions and click **Next**.



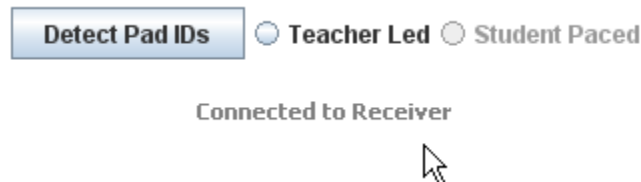
8. Select the class with which you will be working from the dropdown box. Their names will be displayed below along with the corresponding “clicker” they will have. You can adjust the numbers assigned by clicking in the box and typing in the number you’d like a student to use for this session.

The screenshot shows the STUDY ISLAND interface. At the top, it says 'peter, gretchen - Wed 09/24/2008'. Below this is a 'Hints & Tips ...' section. To the right is a 'Select Class' dropdown menu with 'cps SESSION sample' selected. Below the dropdown is a table with two columns: 'Name' and 'Pad ID'. The table lists four students: tinker bell (tinker.bell@gretchen's) with Pad ID 1, miley cyrus (miley.cyrus) with Pad ID 2, leslie miley's friend (leslie.miley's friend) with Pad ID 3, and hannah montana (hannah.montana) with Pad ID 4. A red circle highlights the dropdown menu, with an arrow pointing to a box labeled 'Title of the class'. A blue circle highlights the 'Pad ID' column, with an arrow pointing to a box labeled 'What “clicker” students are assigned to.'

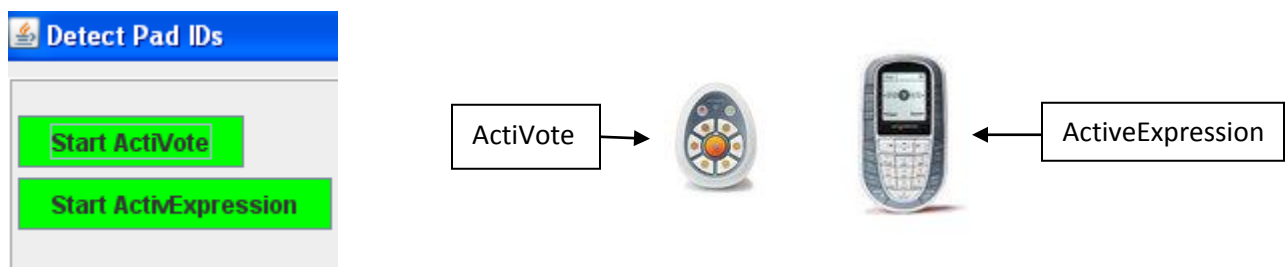
Name	Pad ID
tinker bell (tinker.bell@gretchen's)	1
miley cyrus (miley.cyrus)	2
leslie miley's friend (leslie.miley's friend)	3
hannah montana (hannah.montana)	4

Note: Promethean clickers do not have the Pad ID's located on them. In order to find this number you will click need to fill in “fake” numbers and then click Next.

9. When the screen loads, you will need to click Detect Pad Ids.



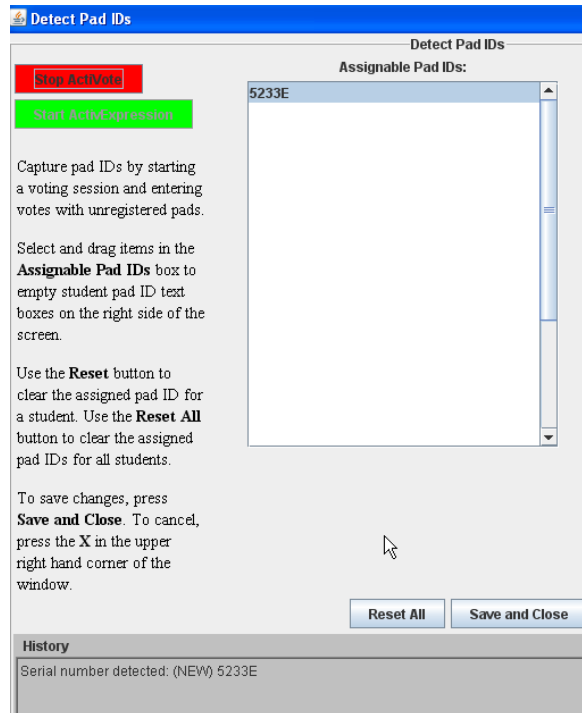
10. A new window will appear. In this window you will click Start ActiVote or Start ActiveExpression depending on the model of clickers you have.



Note: You may not use 2 models of clickers at once. You are only able to use one.

11. You will then click a button on each clicker like you were answering a question. You will see that clicker number appear on the screen. Select and drag items in the **Assignable Pad IDs** box to empty student pad ID text boxes on the right side of the screen. Use the **Reset** button to clear the assigned pad ID for a student. Use the **Reset All** button to clear the assigned pad IDs for all students. To save changes, press **Save and Close**. To cancel, press the **X** in the upper right hand corner of the window.

Tip: You may want to write the ID number on the clicker for future reference.



12. Pass out the CRS clickers based on the numbers on the devices.

Selecting Teacher Led Session



cps SESSION sample

[Save for Later](#)[Printable Worksheet](#)

What is Teacher Led?

This format allows a teacher to direct an interactive teaching activity with questions that can be projected on a big screen for all the class to see.

☒ Teacher Led ☐ Student Paced

[Start Voting](#)[Question Results](#)[Detailed Results](#)[End Session](#)

How to Use a TEACHER LED Session

1. Select this session by clicking on the small circle next to "Teacher Led" at the top of your screen.
2. Click Start Voting, and have the students answer the question using their "Clickers".
3. Click Stop Voting and then reveal the answer to the students by clicking the "Show Correct Answer" button when everyone has responded.



cps SESSION sample

[Save for Later](#)[Printable Worksheet](#)

Principles of Design

When no one has answered the question, the boxes will be light blue.



How does contrast between black and white impact this painting?

- ☐ A It makes the focal point disappear.
- ☐ B It makes a repeating pattern in shapes.
- ☐ C It creates symmetry in the painting.
- ☐ D It makes the men look three-dimensional.

[Explanation](#) [Show Correct Answer](#)[Start Voting](#) [Previous](#) [Next](#) [Question Results](#) [Detailed Results](#) [End Session](#)

SSION sample

[Save for Later](#)[Printable W](#)

Principles of Design

1.



How does contrast between black and white impact this painting?

- ☐ A It makes the focal point disappear.
- ☐ B It makes a repeating pattern in shapes.
- ☐ C It creates symmetry in the painting.
- ☐ D It makes the men look three-dimensional.

[Explanation](#) [Show Correct Answer](#)

When a student answers, his or her clicker number will turn dark blue.

1 2 3 4

[Stop Voting](#) [Previous](#) [Next](#) [Question Results](#) [Detailed Results](#) [End Session](#)

4. When your students have completed all of the questions, you can end your session by clicking on the "End Session" button or on the "Save for Later" button at the top of the page. "End Session" will send your stats to

Study Island and you will not be able to get back to the same session again. “Save for Later” allows you to end this session and come back to it later.

Other Features

How does contrast between black and white impact this painting?

- A** It makes the focal point disappear.
- B** It makes a repeating pattern in shapes.
- C** It creates symmetry in the painting.
- D** It makes the men look three-dimensional.

[Explanation](#) [Show Correct Answer](#)

[Start Voting](#) [Previous](#) [Next](#) [Question Results](#) [Detailed Results](#) [End Session](#)

Question Results:

Shows bar graph information of the student responses to the question.

Detailed Results:

Shows student answers to all questions thus far.

Student Name	ID	1	2	3	4	5	6	7	8	9	10
tinker bell	1	A									
miley cyrus	2	D									
leslie miley's friend	3	C									
hannah montana	4	A									

Gathering Data from your CRS Session

1. First, click “End Session”. By doing this, you will be exporting stats into Study Island.
2. Next, click on “Display Results” to see the performance results upon completion.

STUDY ISLAND
peter, gretchen - Thu 09/25/2008 [HELP](#) - [CONTACT](#) - [LOG OUT](#)

cps SESSION sample

Your session has been recorded.

[Return to Main](#) [Display Results](#)

Session Statistics

Name	Pad ID	Topic	Questions	% Correct	Grade
tinker bell	1	Principles of Design	1	0%	(SBP) Substantially Below Prof
miley cyrus	2	Principles of Design	1	100%	(PD) Proficient with Distinction
leslie miley's friend	3	Principles of Design	1	0%	(SBP) Substantially Below Prof
hannah montana	4	Principles of Design	1	0%	(SBP) Substantially Below Prof

[Expand All](#) [Collapse All](#)

Copyright © 2008 Study Island - All rights reserved.

3. To see the Stats in more detail, click “Expand All” at the top of the page. You may want to print this screen as you will not be able to return to this exact screen again.

4. When finished, click “Return to Main”. The stats will automatically be recorded in Study Island and accessible in your School Stats reports!