



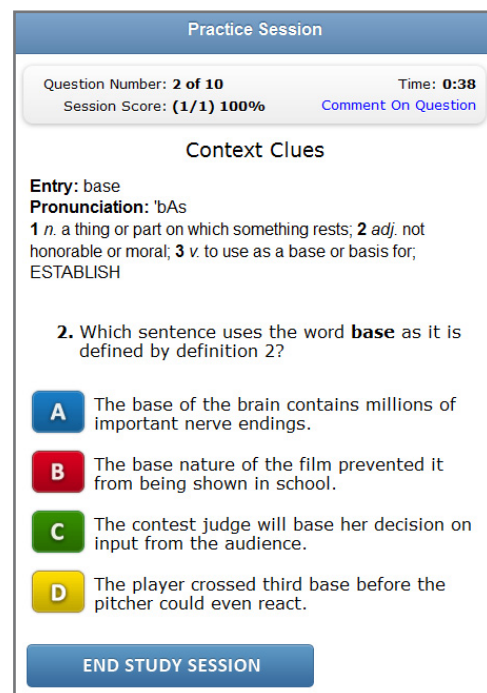
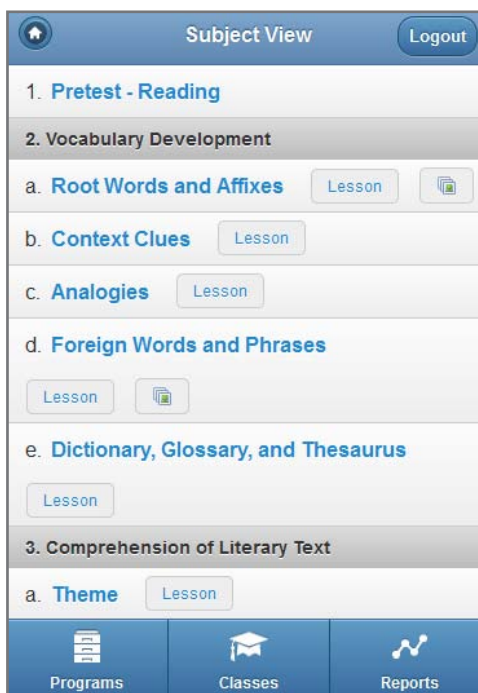
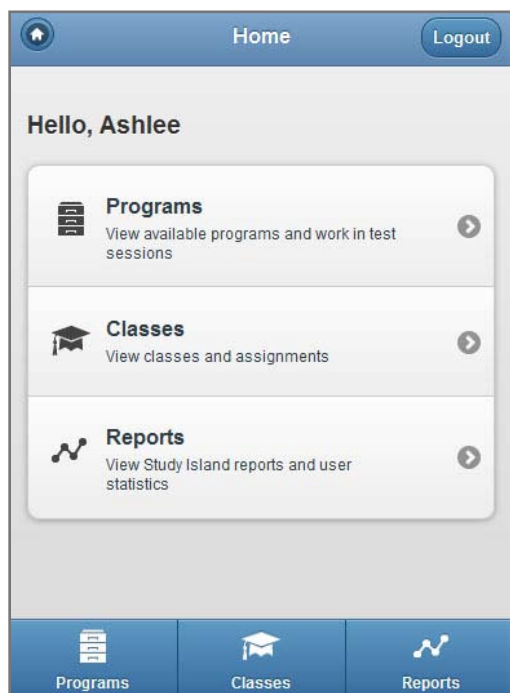
## Study Island Mobile

Study Island Mobile allows admins, teachers, and students to access a mobile-friendly version of the Study Island program. Admins and teachers can view a simplified version of the Class Manager page including classes and Practice and Instruction assignments, take test sessions, and view reports and user statistics. Students can view their class pages and Practice and Instruction assignments, take test sessions, and view individual student reports.

To use Study Island on a mobile device, please visit [www.studyisland.com](http://www.studyisland.com) on any compatible mobile device and log into the program with your regular username and password.



- **To take a test session**, choose “Programs.” Next select the grade level, subject, and topic you wish to study. Choose the number of questions and select “Begin Session.”
- **To view your classes and assignments**, choose “Classes.” Select a class and choose a class or student assignments. Next, choose active or inactive assignments.
- **To view student reports**, choose “Reports.” Choose your report type. Please choose your report options from the dropdown boxes and click “View Report.”



TIP: Use the blue tabs across the bottom of the screen at any time to move around in Study Island Mobile.

\*Please note that Study Island Mobile does not allow access to the entirety of the Study Island program. Users wishing to create assignments, access CAB, or play games should proceed to Study Island’s desktop version.

For more information on Study Island Mobile, please contact us at 800-419-3191 or email [info@archlearning.com](mailto:info@archlearning.com).